

2018

INNOVATIVE

Office Products & Equipment



The
PROFESSIONAL'S
Choice

DAHLE[®]

FOR PRECISION

Professionals Choose Dahle

For over 85 years Dahle has established a reputation for developing safe, innovative products that exceed the demands of its customers. Founded in 1930, Wilhelm Dahle first began producing steel cutting discs for pencil sharpeners. Throughout the years, Dahle's reputation and customer satisfaction have grown worldwide.



DAHLE CUTTERS & TRIMMERS



Whether you are trimming a single sheet of paper or a stack of 700, Dahle paper cutters will give you the results you desire. Dahle's precision graduated blades give you the ability to shave the tiniest sliver from your paper. Results of this caliber are made possible from over 80 years of cutting and sharpening experience.


Engineered and developed in Germany, the Dahle name is synonymous with quality and innovation. Dahle offers a complete range of cutting, art, and office products that exceed even the most serious demands for performance. All products are factory tested before release to ensure complete customer satisfaction.

Rolling Trimmers

Dahle rolling trimmers are designed for safety and accuracy. They feature a ground, self-sharpening rotary

blade that cuts in either direction. It's this sharpening action that helps the trimmer maintain a perfectly honed

edge, and produce a clean, burr-free cut. An automatic clamp and carefully screened guides ensure accuracy.



Personal Up to 7 sheets

Professional Up to 20 sheets

Premium Up to 30 sheets

Series	Model	Cut	Capacity	Stand
Personal	507	12 1/2"	7 Sheets	
Personal	508	18"	7 Sheets	
Professional	550	14 1/8"	20 Sheets	
Professional	552	20"	20 Sheets	
Professional	554	28 1/4"	20 Sheets	
Professional	556	37 3/4"	14 Sheets	#696
Professional	558	51 1/8"	12 Sheets	#698
Premium	440	14 1/8"	30 Sheets	
Premium	442	20"	30 Sheets	
Premium	444	26 3/8"	25 Sheets	
Premium	446	36 1/8"	22 Sheets	#796
Premium	448	51 1/8"	20 Sheets	#798
Premium	472	72"	12 Sheets	#799

Large Format Rolling Trimmers

Perfect for larger applications, these heavy duty trimmers include a sturdy metal stand and paper catch. This compact stand provides the perfect height for trimming. These

trimmers also feature a ground self-sharpening cutting blade that cuts in either direction. Premium Series trimmers will cut mat board.



Professional Up to 14 sheets

Premium Up to 22 sheets

Series	Model	Cut	Capacity	Stand
Professional	556 S	37 3/4"	14 Sheets	Included
Professional	558 S	51 1/8"	12 Sheets	Included
Premium	446 S	36 1/8"	22 Sheets	Included
Premium	448 S	51 1/8"	20 Sheets	Included
Premium	472 S	72"	12 Sheets	Included

Guillotines

Dahle Guillotines offer innovative safety features that include either a hand guard or a rotary safety shield for protection. Pro and Premium models feature a ground, self-

sharpening blade that produces a clean, burr-free cut. An easily adjustable backstop saves time and ensures accuracy during repetitive cutting.



Vantage® Up to 15 sheets

Professional Up to 15 sheets

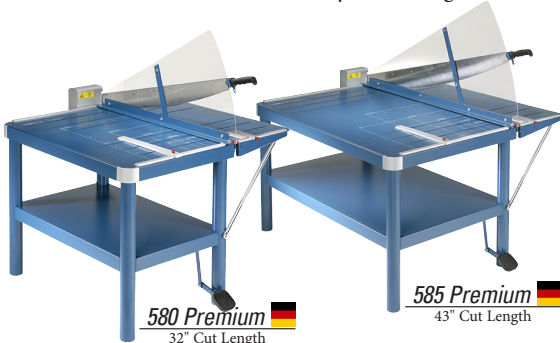
Premium Up to 40 sheets

Series	Model	Cut	Capacity
Vantage®	12e	12"	15 Sheets
Vantage®	15e	15"	15 Sheets
Vantage®	18e	18"	15 Sheets
Professional	533	13 3/8"	15 Sheets
Professional	534	18"	15 Sheets
Professional	560	13 3/8"	25 Sheets
Premium	561	14 1/8"	35 Sheets
Premium	564	14 1/8"	40 Sheets
Premium	565	15 1/8"	35 Sheets
Premium	567	21 5/8"	35 Sheets
Premium	569	27 1/2"	35 Sheets

Large Format Guillotines

These commercial grade cutters are designed to cut large amounts of paper with your safety in mind. Each cutter has built-in features that will make your cutting task a safe


and pleasurable experience. Includes an integrated stand for proper cutting height and leverage. An optional laser guide will ensure accuracy.



580 Premium 32" Cut Length

585 Premium 43" Cut Length

Series	Model	Cut	Capacity	Laser
Premium	580	32"	30 Sheets	#797
Premium	585	43 1/4"	30 Sheets	#797



GERMAN ENGINEERED

Dahle products are carefully engineered in Germany using the strictest standards for quality and safety. Each cutting edge is either CNC milled or precision ground to provide the cleanest cut possible. Our alignment guide is carefully squared by hand to ensure the accuracy our customers have come to expect from Dahle. To guarantee a pleasurable user experience, innovative safety features are integrated into each design. From automatic rotary guards to acrylic safety shields, each product is developed with your personal protection in mind.





EXPERIENCE

On April 1, 1930, Wilhelm Dahle began producing steel blades for pencil sharpeners in Coburg, Germany. For 85 years we have refined our products to represent the very best available, including features such as our Automatic Cutting System - available only on Dahle's Rotary Sharpeners. Whether you need a fine point or a blunt tip, Dahle's Automatic Cutting System pulls the pencil in, sharpens to the desired setting, sharpens to the desired setting, then spins freely to prevent over-sharpening. This not only gives you a perfect edge, but also prevents pencil waste.



DAHLE STACK CUTTERS




Stack Cutters


Dahle Professional Stack Cutters are manually operated, but make easy cutting of up to 700 sheets of paper at a time. Safety shields can be found on either side of the cut-


ting blade and will not allow the blade to move while they are in the up position. A ground steel blade ensures a clean cut. Optional stands ensure proper height and leverage.




842 Pro 
Capacity - 200 sheets
Shown on Optional Stand



846 Pro 
Capacity - 500 sheets
Shown on Optional Stand



848 Pro 
Capacity - 700 sheets
Shown on Optional Stand

Model	Cut Length	Capacity	Optional Stand
842	16 7/8"	200 Sheets	#712
846	16 7/8"	500 Sheets	#712
848	18 3/4"	700 Sheets	#718

DAHLE ART & OFFICE



Scissors

Dahle Scissors are designed to accommodate the needs and comfort of both personal and professional users. Our handles are form fitting to gently fit around your fingers

and reduce fatigue during use. With a wide range of sizes and cutting capabilities they are guaranteed to produce a clean, straight cut.

Vantage® Scissors

Model	Size
40005	5"
40006	6"
40008	8"



Vantage® Comfort-Grip Scissors

Model	Size
40025	5"
40026	6"
40028	8"



Super Scissors

Model	Size
50004	4"
50005	5"
50006	6"
50007	7"
50008	8"
50009	9"
50010	10"
50038	8"



Sharpeners

From our pocket sized wedge sharpeners to our ergonomically correct "Chubby", these sharpeners feature a replaceable steel cutting blade. The Rotary Sharpeners

feature Dahle's exclusive Automatic Cutting System. This sharpens to the desired point setting, and then spins freely to prevent over-sharpening.

Hand Held Sharpeners

Model	Description
53459	Metal Wedge Sharpener
53485	Metal Double Hole Wedge
53461	Canister Sharpener
53463	Canister Sharpener
53465	Double Hole Canister
53460	"Chubby" Canister Sharpener



Rotary Sharpeners

Model	Description
133	Personal Rotary Sharpener
155	Pro Rotary Sharpener
166	Premium Rotary Sharpener



Lead Pointers - For 2mm Leads

Model	Description
53484	Compact Lead Pointer
301	Precision Lead Pointer

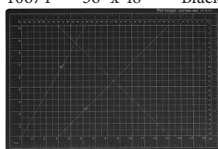


Vantage® Cutting Mats

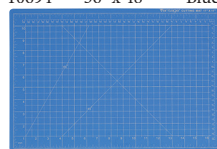
Protecting your work surface is the function of a cutting mat, but there's a lot more to Dahle's Vantage® Self-Healing Mats. These mats are self-healing and constructed using

5 layers of PVC plastic. It's this specialized formation of plastic that allows cuts to just disappear— which greatly prolongs the life of the mat.


Model	Size	Color
10670	9" x 12"	Black
10671	12" x 18"	Black
10672	18" x 24"	Black
10673	24" x 36"	Black
10674	36" x 48"	Black



Model	Size	Color
10690	9" x 12"	Blue
10691	12" x 18"	Blue
10692	18" x 24"	Blue
10693	24" x 36"	Blue
10694	36" x 48"	Blue



Model	Size	Color
10680	9" x 12"	Clear
10681	12" x 18"	Clear
10682	18" x 24"	Clear
10683	24" x 36"	Clear
10684	36" x 48"	Clear



Standard Clinch Staplers

The compact Novus B4 and the larger B5 feature a steel driven stapling mechanism that provides superior performance, strength, and durability. The dual guide system

ensures the legs of each staple have even pressure until it clinches your documents. These staplers produce a standard clinch, temporary pin, or tack.



Novus B5
40 sheet capacity



Novus B4
40 sheet capacity

Model	Color	Capacity	Depth	Dimensions
B4	Black	40 Sheets	2 5/8"	5 3/8" x 1 1/2" x 2 1/2"
B4	Blue	40 Sheets	2 5/8"	5 3/8" x 1 1/2" x 2 1/2"
B4	Grey	40 Sheets	2 5/8"	5 3/8" x 1 1/2" x 2 1/2"
B5	Black	40 Sheets	4 1/2"	7" x 1 1/2" x 2 1/2"
B5	Blue	40 Sheets	4 1/2"	7" x 1 1/2" x 2 1/2"
B5	Grey	40 Sheets	4 1/2"	7" x 1 1/2" x 2 1/2"

Flat Clinch Staplers

Novus Flat Clinch Staplers not only clinch your documents together, but also press the staple legs flat for up to 30% more filing space. Both sizes feature a steel driven stapling

mechanism that provides superior performance, strength, and durability. These staplers are capable of producing a flat clinch, temporary pin, or tack.



Novus B5FC
50 sheet capacity



Novus B4FC
50 sheet capacity

Model	Color	Capacity	Depth	Dimensions
B4FC	Black	50 Sheets	2 3/8"	5 5/8" x 1 1/2" x 3"
B4FC	Blue	50 Sheets	2 3/8"	5 5/8" x 1 1/2" x 3"
B4FC	Grey	50 Sheets	2 3/8"	5 5/8" x 1 1/2" x 3"
B5FC	Black	50 Sheets	3 3/8"	7 3/8" x 1 5/8" x 3"
B5FC	Blue	50 Sheets	3 3/8"	7 3/8" x 1 5/8" x 3"
B5FC	Grey	50 Sheets	3 3/8"	7 3/8" x 1 5/8" x 3"

B8FC Power On Demand Stapler

The innovative Novus B8FC incorporates the industry's only Power-on-Demand (POD) technology that requires 70% less effort to staple. Just lift the top lever

and experience the benefits of stapling up to 50 sheets of paper from across your desk! This Flat Clinch stapler also provides up to 30% more filing space.



Novus B8FC
50 sheet capacity




Model	Color	Capacity	Depth	Dimensions
B8FC	Black	50 Sheets	2 5/8"	7 7/8" x 1 7/8" x 3 7/8"

B17 Long Arm Stapler

The Novus B17 is a unique stapler with an 11 3/4" reach. It features an adjustable depth guide to ensure you staple at the desired depth each and

every time. With the added ability of temporary pinning, the B17 is ideal for stapling across large documents, binding booklets, and everyday stapling.



Novus B17
40 sheet capacity

Model	Capacity	Depth	Dimensions
B17	40 Sheets	11 3/4"	16 1/2" x 2 3/8" x 2 3/4"

Heavy Duty Staplers

Designed and developed in Germany, these rugged staplers are capable of continually stapling large quantities of paper with minimal effort. They feature an innovative

Anti-Blocking System (ABS) which prevents the possibility of a staple jam. A depth guide and Automatic Bypass System is standard on all models.

Model	Description	Capacity	Throat	Anti Jam	Bypass	Warranty	Dimensions
B40	Heavy Duty Stapler	100 Sheets	2 1/8"	●	●	10 Years	10 1/2" x 2 3/4" x 5 3/4"
B50	Heavy Duty Stapler	140 Sheets	3"	●	●	25 Years	14" x 4 1/2" x 6 3/4"
B52	Heavy Duty Stapler	20-170 Sheets	4 1/4"	●	●	25 Years	12" x 4" x 10 7/8"
B54	Heavy Duty Stapler-Long Arm	20-170 Sheets	9 7/8"	●	●	25 Years	17 3/4" x 4" x 11"
B56	Heavy Duty Stapler	20-210 Sheets	3"	●	●	25 Years	14 1/4" x 3 1/2" x 10 1/4"



Novus B40
100 sheet capacity



Novus B50
140 sheet capacity



Novus B52
20-170 sheet capacity



Novus B54
20-170 sheet capacity



Novus B56
20-210 sheet capacity

Novus Premium Staples

Model	Length	Quantity	Model	Length	Quantity	Model	Length	Quantity
24/6 Super	6mm	1000	23/10 Super	10mm	1000	23/17 Super	17mm	1000
24/8 Super	8mm	1000	23/13 Super	13mm	1000	23/20 Super	20mm	1000
23/8 Super	8mm	1000	23/15 Super	15mm	1000	23/24 Super	24mm	1000



INNOVATION

Since 1949, the Novus name has been synonymous with quality and innovation. Whether we're developing new technologies, or improving our existing products, we continue to lead the industry in design, performance, and reliability.

Our exclusive B8FC features Power-On-Demand (POD) technology which allows you to staple more paper with 70% less effort. For commercial applications, Novus Heavy Duty Staplers can staple up to 210 sheets and accommodate a variety of staple lengths.





SMARTPOWER

From production to operation, Dahle takes environmental conservation very seriously. This is why Dahle shredders operate using our intuitive SmartPower Energy Management System. This multi-stage system reduces power consumption after ten minutes of sitting idle (sleep mode), and completely powers down to a 0% energy draw after 30 minutes of inactivity. This makes Dahle the most energy efficient shredders on the market. The benefits of Dahle SmartPower will appeal to those interested in conserving energy as well as reducing electrical costs.

Secure information should never fall into the wrong hands. Dahle paper shredders are your best line of defense in preventing unauthorized access to secure information. Whether it's personal credit card state-

ments or Top Secret government documents, Dahle has a shredder that will meet your needs. We offer four series of shredders that provide different levels of convenience features and user options.

PAPERSAFE® SERIES



SERIES FEATURES

- Oil-Free / Hassle-Free Shredding
- Whisper Quiet Operation
- Built-in Jam Protection
- Large, Powerful Motor
- Auto On/Off Operation

MATRIX HP SERIES



SERIES FEATURES 

- Oil-Free / Hassle-Free Shredding
- High Performance Cylinders
- SmartPower Energy Management
- German Engineered
- Limited Lifetime Warranty


PROFESSIONAL SERIES



SERIES FEATURES 

- SmartPower Energy Management
- Precision Milled Cylinders
- Auto On/Off Operation
- Bin-Full Auto Shutdown
- German Engineered
- Limited Lifetime Warranty

CLEANTEC® SERIES




SERIES FEATURES 

- Fine Dust Filter System
- Automatic Oiling System
- SmartPower Energy Management
- Built-in Jam Protection
- Precision Milled Cylinders
- German Engineered

Dahle Shredder Sizes

There are many things to consider when purchasing a shredder and all the variables can seem overwhelming. Along with sheet capacity, motor size, and waste volume, it's also important to consider how much and how often

you plan to shred, the number of people who will use the shredder, the security needs you require, and your anticipated company growth.



Deskside	Small Office	Office	Department	High Capacity
1 User	1-3 Users	3-5 Users	5+ Users	5+ Users
Waste Volumes: 4-9 gal.	Waste Volume: 8-23 gal.	Waste Volume: 30-38 gal.	Waste Volume: 45 gal.	Waste Volume: 50 gal.
Security Level: P-4	Security Level: P-2 to P-7	Security Level: P-2 to P-7	Security Level: P-2 to P-7	Security Level: P-2 to P-7





- ① **Command Dial**
Controls all shredder functions including continuous run and reverse

- ② **Precision Milled Cylinders**
Milled from a solid bar of German steel for strength and durability

- ③ **Matrix HP Cutting Cylinders**
Unique cylinder design improves particle cut, paper feed, and sheet capacity

- ④ **Automatic Jam Protection**
The motor automatically stops and reverses in the event of an overfeed

- ⑤ **Door Open Interlock**
Prevents the shredder from running when the door is open

- ⑥ **Thermally Protected Motor**
Prevents the motor from overheating during extended use

- ⑦ **Rubber Shock Mounts**
Suspends the cutting head to isolate noise and reduce vibration

- ⑧ **Chain Driven Motor**
Provides continuous power & slip-free performance to the cutting cylinders

- ⑨ **Gusseted Shred Bag**
Expanding folds & 3 mil. strength allow for maximum shred capacity

- ⑩ **Wooden Cabinet w/Casters**
Attractive, modern design blends with any office decor or workplace

- ⑪ **SmartPower Energy Mgmt.**
Automatically reduces power consumption when idle, and saves money

- ⑫ **CleanTEC® Fine Dust Filter**
Eliminates up to 98% fine dust and provides a healthier workplace

- ⑬ **Automatic EvenFlow Lubricator**
Provides slow, continuous lubrication across the entire cutting mechanism

**Some components not available on certain models.*

